


CONEN MOUNTS

Height adjustable systems for (interactive) displays from 70"


Accessories
additional from page 90



1 side shelf

- Dimensions, W/D: 45 x 32,5 cm
- Mounting on left or right side


Item no. LAP4-..



Foot remote control with 2 shifters

- Simple and quick control by foot
- Colour: grey

Item no. REM-FOOT



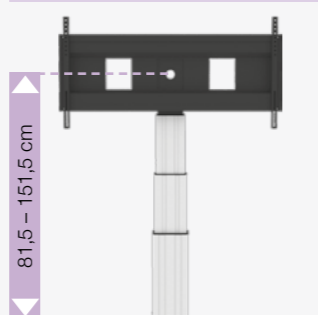

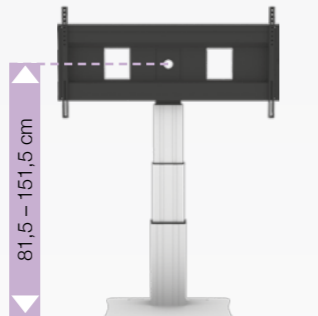

Lockable mini PC bracket

Contact us for the available models. Can be mounted on left or right side behind the central surface

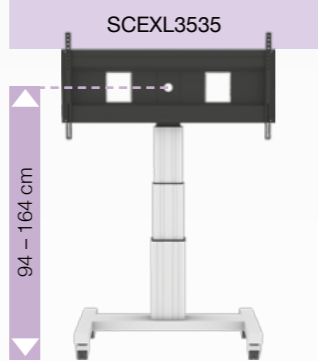

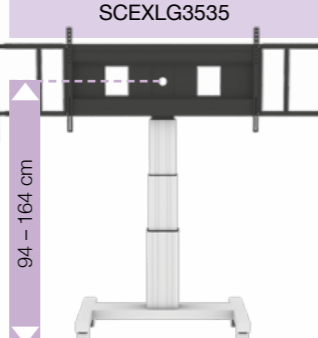
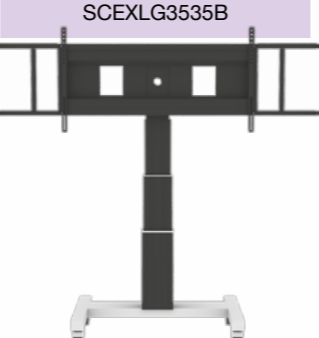
Item no. MINI-FUJI

Model

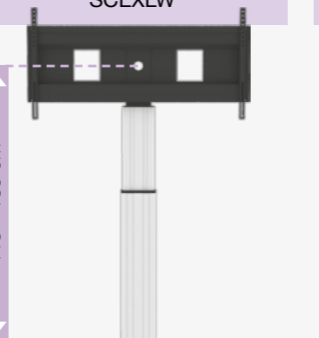



Stroke: 2 x 35 cm (81,5 – 151,5 cm)
Early years – adult

SCEXLW	SCEXLW3535	SCEXLW3535B
Wall mounted system: ■ concrete walls		
Page 44 – 45	81,5 – 151,5 cm	
SCEXLP	SCEXLP3535	SCEXLP3535B
System to be mounted on: ■ concrete walls ■ stud walls		
Page 46 – 47	81,5 – 151,5 cm	

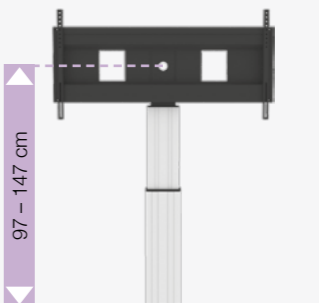

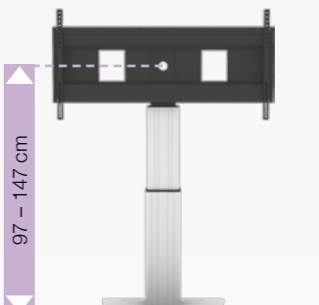

Stroke: 2 x 35 cm (94 – 164 cm)
Early years – adult

SCEXL	SCEXL3535	SCEXL3535B
Mobile system: ■ 4 castors, 2 lockable ■ H-shaped mobile stand		
Page 48 – 49	94 – 164 cm	
SCEXLG	SCEXLG3535	SCEXLG3535B
Mobile system: ■ 4 castors, 2 lockable ■ H-shaped mobile stand with handles		
Page 50 – 51	94 – 164 cm	

Stroke: 50 cm (119 – 169 cm)
Secondary school – adult

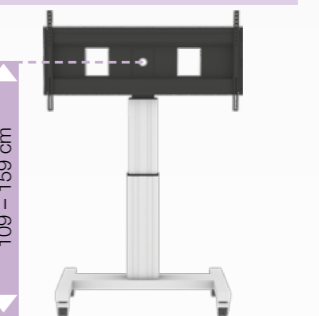

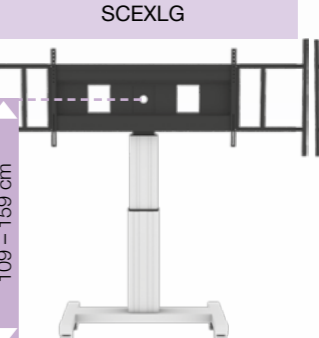
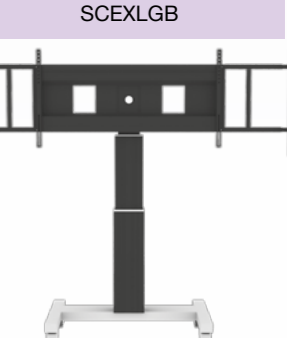
SCEXLW	SCEXLWB
	
119 – 169 cm	
SCEXLP	SCEXLPB
	
119 – 169 cm	

Stroke: 50 cm (97 – 147 cm)
Primary

SCEXLWL	SCEXLWLB
	
97 – 147 cm	
SCEXLPL	SCEXLPLB
	
97 – 147 cm	



Stroke: 50 cm (109 – 159 cm)
Kindergarten – primary

SCEXL	SCEXLB
	
109 – 159 cm	
SCEXLG	SCEXLGB
	
109 – 159 cm	