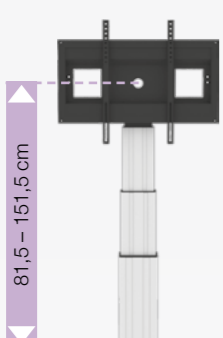
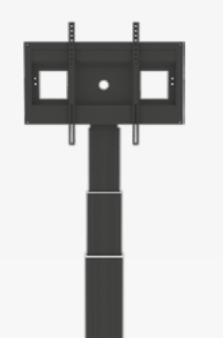
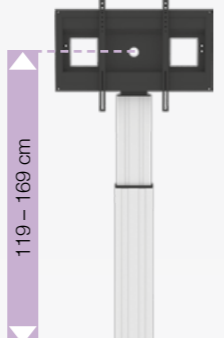

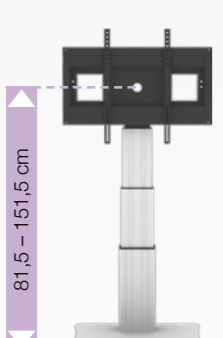

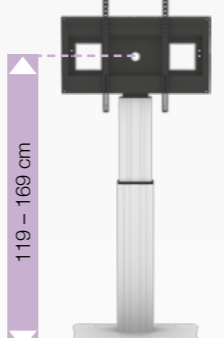

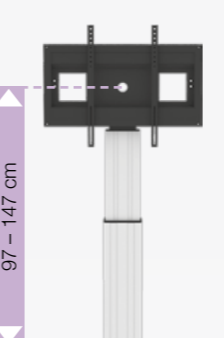

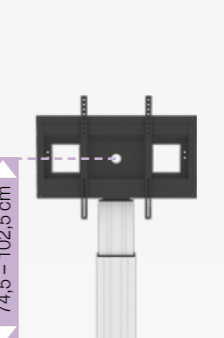



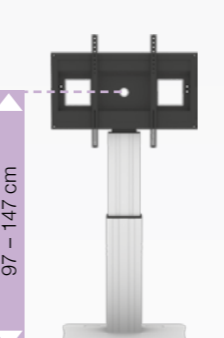
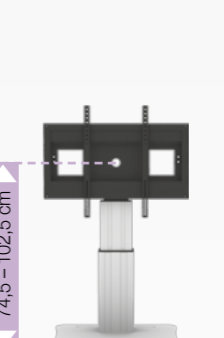
CONEN MOUNTS

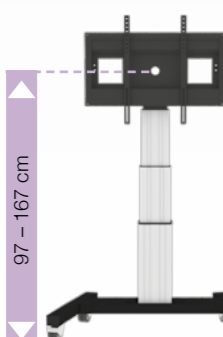
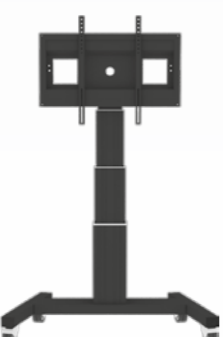
Höhenverstellungssysteme für (interaktive) Displays bis 100"

Modell	HUB: 2 x 35 cm (81,5 – 151,5 cm) Kindergarten bis Erwachsene		HUB: 50 cm (119 – 169 cm) Weiterführende Schule und Erwachsene	
SCETAW	SCETAW3535	SCETAW3535B	SCETAW	SCETAWB
System zur Montage an:	<ul style="list-style-type: none"> ■ massiven Wänden 			
Seite 18 – 19				

SCETAP	SCETAP3535	SCETAP3535B	SCETAP	SCETAPB
System zur Montage an:	<ul style="list-style-type: none"> ■ massiven Wänden ■ Leichtbau-Wänden 			
Seite 20 – 21				

HUB: 50 cm (97 – 147 cm) Grundschule		HUB: 28 cm (74,5 – 102,5 cm) Kindergarten	
SCETAWL	SCETAWLB	SCETAW28	SCETAW28B
			

SCETAPL	SCETAPLB	SCETAP28	SCETAP28B
			

HUB: 2 x 35 cm (97 – 167 cm) Kindergarten bis Erwachsene		
SCETAV	SCETAV3535	SCETAV3535B
Fahrbares System:	<ul style="list-style-type: none"> ■ 4 Rollen, 2 feststellbar ■ V-Fahrgestell 	
Seite 22 – 23		



HUB: 50 cm (112 – 162 cm) Grundschule und weiterführende Schule		HUB: 28 cm (89,5 – 117,5 cm) Kindergarten	
SCETAV	SCETAVB	SCETAV28	SCETAV28B
